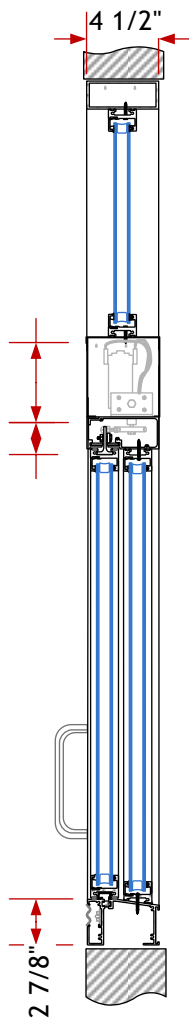
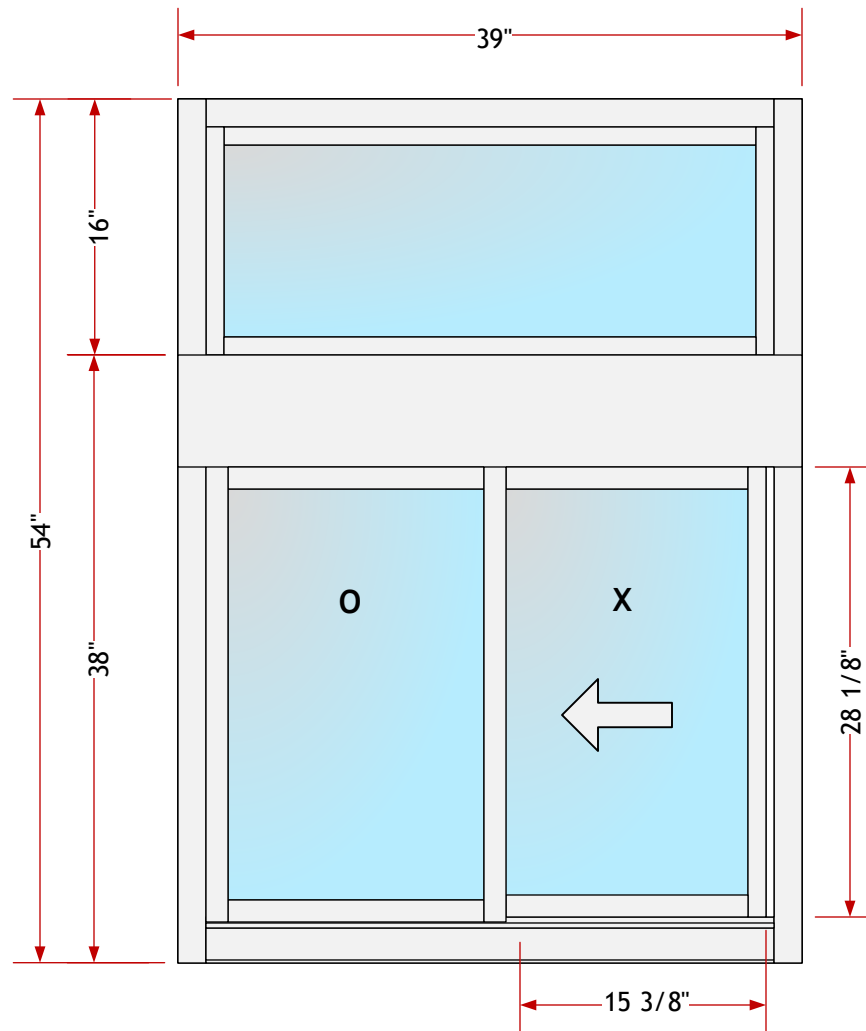


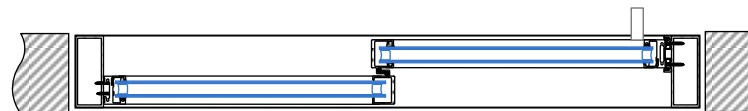
VERTICAL SECTION



EXTERIOR ELEVATION



HORIZONTAL SECTION



	Width	Height	Thick
Overall Unit Dimensions	39in	54in	4 1/2in
Side Slider Dimensions	39in	38in	4 1/2in
Service Opening Dimensions	15 3/8in	28 1/8in	N/A

	W 100-4	W 200-4	W 300-4
Header Height	7"	2"	7"
Manual Open / Close		●	
Automatic Open / Close	●		
Manual Open / Self-Closing			●
OX or XO Slide Configuration	●	●	●
Oversize Pull Handle		●	●
Adams-Rite Locks		●	●
3 Position Logic Lock	●		
Drop Down Security Bar	●	●	●
Built-in Alarm Contacts	●	●	●
Security Override	●		
Illuminated Greeting Panel	Option	Option	Option
Stainless Steel Sill	Option	Option	Option

Standard Finishes	Class II Clear Anodized Class II Dark Bronze Anodized
Custom Finishes	Class II Black Anodized Class II Light Bronze Anodized Powder Coat Durachron Baked Enamel Duramar High Performance Baked Enamel
Standard Glass Options	1" Insulated Glass (1/8" - 1/8" Clear Tempered) 1/4" Clear Tempered Glass 1/4" Clear Tempered Laminated Glass
Custom Glass Options	For Tints and other Glass Make-ups Call Easi-Serv



Unit 302, 6741 Cariboo Rd.
Burnaby, B.C.
Canada V3N 4A3
Tel: 604.422.8611
Fax: 604.422.8376
www.easi-serv.com

Project: **Transaction Windows**

Title: **In Line Side Slider with Transom
W-4 Series**

Drawn: **PJF**

Scale: **1" : 1ft**

Revision: **2015**

Date Drawn: **19/2/2010**

Job: **Design**

Sheet: **W-4**