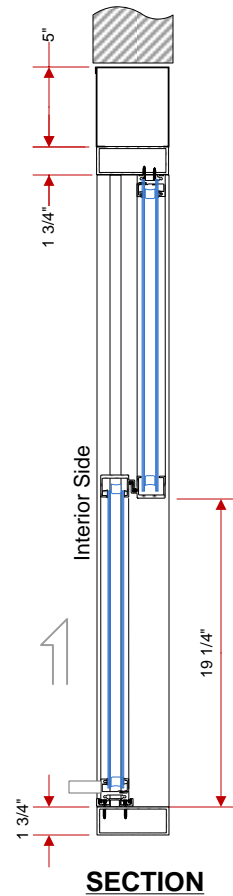


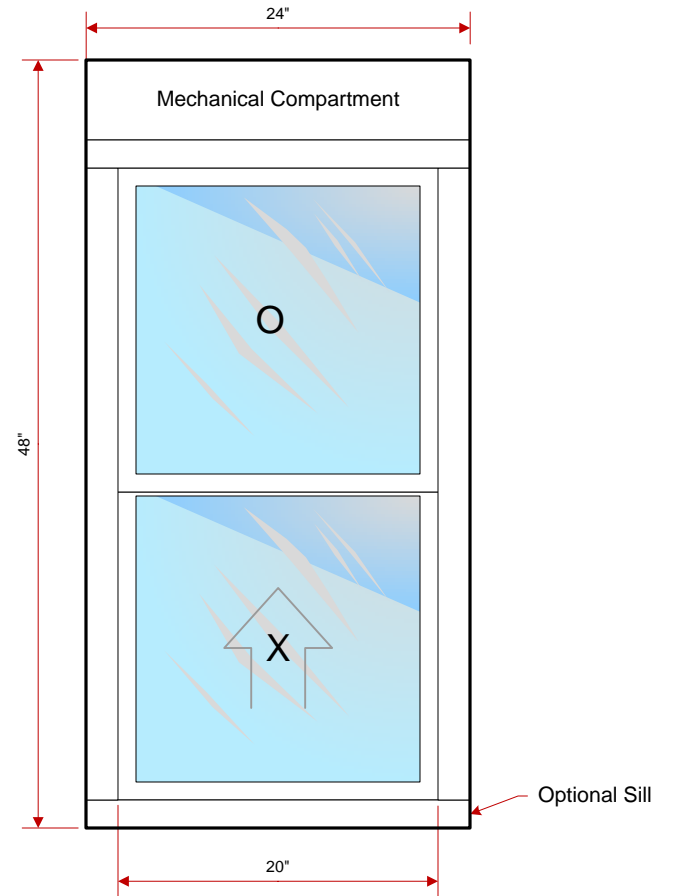
	Width	Height	Thick
Overall Unit Dimensions	24 in	48 in	4 1/2in
Service Opening Dimensions	20 in	19 1/4 in	N/A

	SUI 100-1	SUI 200-1
Manual Open / Close		●
Automatic Open / Close	●	
Optical Sensor Actuation	●	
3 Position Logic Lock	●	
Plunger Lock		●
Oversize Pull Handle		●
Built-in Alarm Contacts	●	●
No Sill for Counter Mount	Option	Option

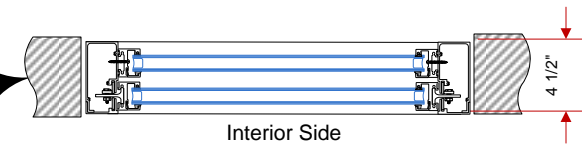
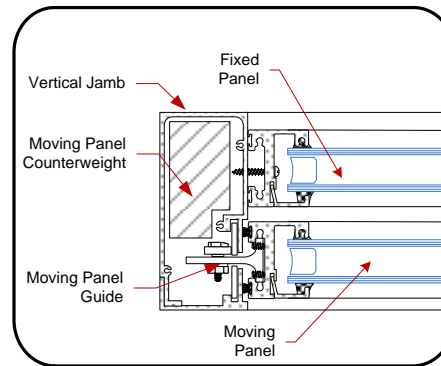
Standard Finishes	Class II Clear Anodized Class II Dark Bronze Anodized
Custom Finishes	Class II Black Anodized Class II Light Bronze Anodized Powder Coat Durachron Baked Enamel Duramar High Performance Baked Enamel
Standard Glass Options	1" Insulated Glass (1/8" – 1/8" Clear Tempered) 1/4" Clear Tempered Glass 1/4" Clear Tempered Laminated Glass
Custom Glass Options	For Tints and other Glass Make-ups Call Easi-Serv



SECTION



EXTERIOR ELEVATION



PLAN VIEW



Unit 302, 6741 Cariboo Rd.
Burnaby, B. C.
Canada V3N 4A3
Tel: 604.422.8611
Fax: 604.422.8376
www.easi-serv.com

Project: **Transaction Windows**

Title: **In Line Vertical Lift SUI-1 Series**

Drawn: **PJF** Scale: **1" : 1ft** Revision: **2010** Date Drawn: **19/2/2010** Job: **Design** Sheet: **SUI-1**