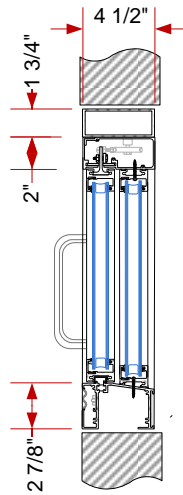


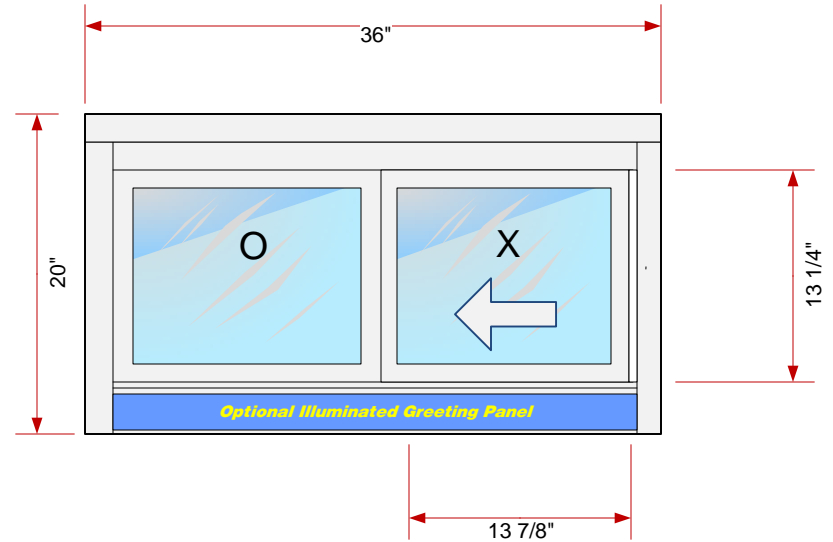
	Width	Height	Thick
Overall Unit Dimensions	36in	20in	4 1/2in
Service Opening Dimensions	13 7/8in	13 1/4in	N/A

	SS 200-6
Manual Open / Close	<input type="checkbox"/>
Automatic Open / Close	<input type="checkbox"/>
Manual Open / Self Close	<input type="checkbox"/>
OX or XO Slide Configuration	<input type="checkbox"/>
Oversize Pull Handle	<input type="checkbox"/>
Adams-Rite Locks	<input type="checkbox"/>
3 Position Logic Lock	<input type="checkbox"/>
Drop Down Security Bar	<input type="checkbox"/>
Built-in Alarm Contacts	<input type="checkbox"/>
Security Override	<input type="checkbox"/>
Illuminated Greeting Panel	Option
Stainless Steel Sill	Option

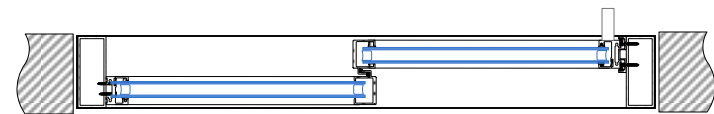
Standard Finishes	Class II Clear Anodized Class II Dark Bronze Anodized
Custom Finishes	Class II Black Anodized Class II Light Bronze Anodized Powder Coat Durachron Baked Enamel Duranar High Performance Baked Enamel
Standard Glass Options	1" Insulated Glass (1/8" – 1/8" Clear Tempered) 1/4" Clear Tempered Glass 1/4" Clear Tempered Laminated Glass
Custom Glass Options	For Tints and other Glass Make-ups Call Easi-Serv



**SECTION**



**EXTERIOR ELEVATION**



**PLAN VIEW**



Unit 302, 6741 Cariboo Rd.  
Burnaby, B. C.  
Canada V3N 4A3  
Tel: 604.422.8611  
Fax: 604.422.8376  
www.easi-serv.com

Project: **Transaction Windows**

Title: **In Line Side Slider  
SS-6 Series**

Drawn: **PJF** Scale: **1" : 1ft** Revision: **2010** Date Drawn: **19/2/2010** Job: **Design** Sheet: **SS-6**