


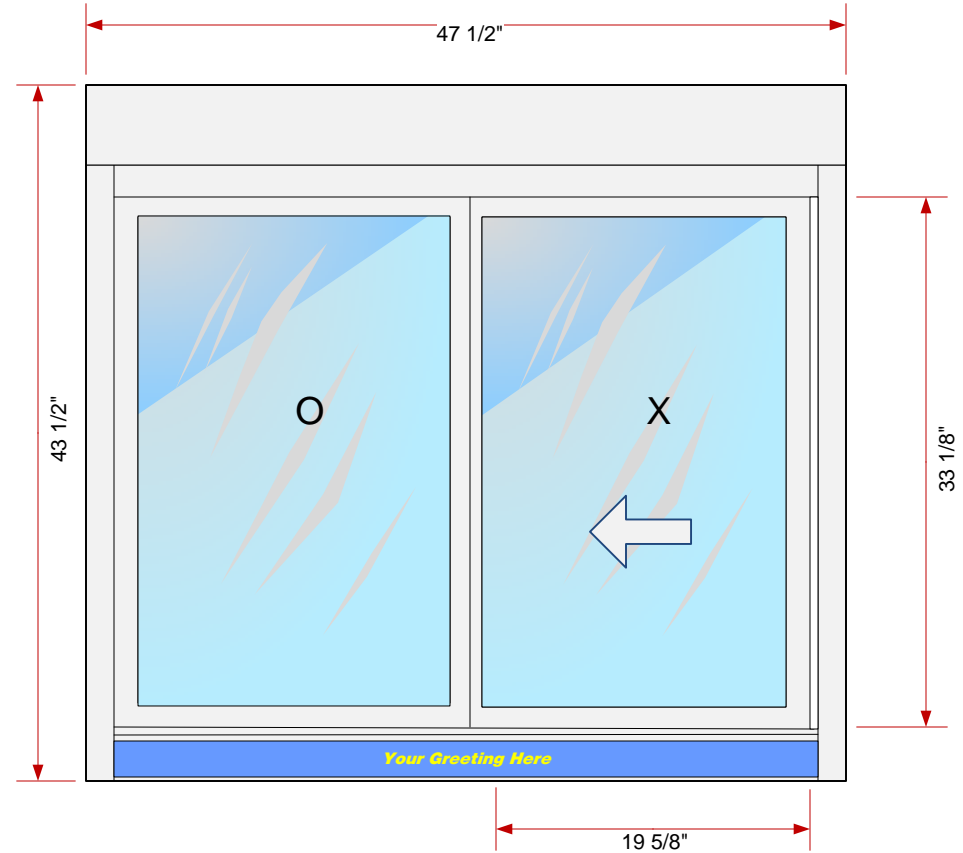
	Width	Height	Thick
Overall Unit Dimensions	47 1/2in	43 1/2in	4 1/2in
Service Opening Dimensions	19 5/8in	33 1/8in	N/A

	SS 100-2	SS 200-2	SS 300-2
Manual Open / Close		●	
Automatic Open / Close	●		
Manual Open / Self Close			●
OX or XO Slide Configuration	●	●	●
Oversize Pull Handle		●	●
Adams-Rite Locks		●	●
3 Position Logic Lock	●		
Drop Down Security Bar	●	●	●
Built-in Alarm Contacts	●	●	●
Security Override	●		
Illuminated Greeting Panel	Option	Option	Option
Stainless Steel Sill	Option	Option	Option

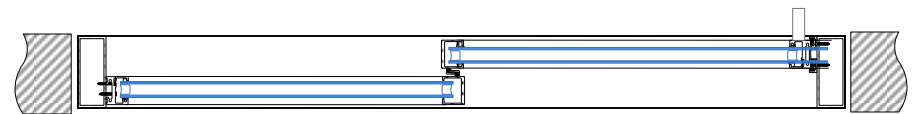
Standard Finishes	Class II Clear Anodized Class II Dark Bronze Anodized
Custom Finishes	Class II Black Anodized Class II Light Bronze Anodized Powder Coat Durachron Baked Enamel Duranar High Performance Baked Enamel
Standard Glass Options	1" Insulated Glass (1/8" – 1/8" Clear Tempered) 1/4" Clear Tempered Glass 1/4" Clear Tempered Laminated Glass
Custom Glass Options	For Tints and other Glass Make-ups Call Easi-Serv



SECTION



EXTERIOR ELEVATION



PLAN VIEW



Unit 302, 6741 Cariboo Rd.
Burnaby, B. C.
Canada V3N 4A3
Tel: 604.422.8611
Fax: 604.422.8376
www.easi-serv.com

Project: **Transaction Windows**

Title: **In Line Side Slider
SS-2 Series**

Drawn: **PJF** Scale: **1" : 1ft** Revision: **2010** Date Drawn: **19/2/2010** Job: **Design** Sheet: **SS-2**